

# AFTER SCHOOL ROUTINE CHART

Graphics By:

Poppydreamz Digital Art: <http://www.teacherspayteachers.com/Store/PoppyDreamzDigitalArt>

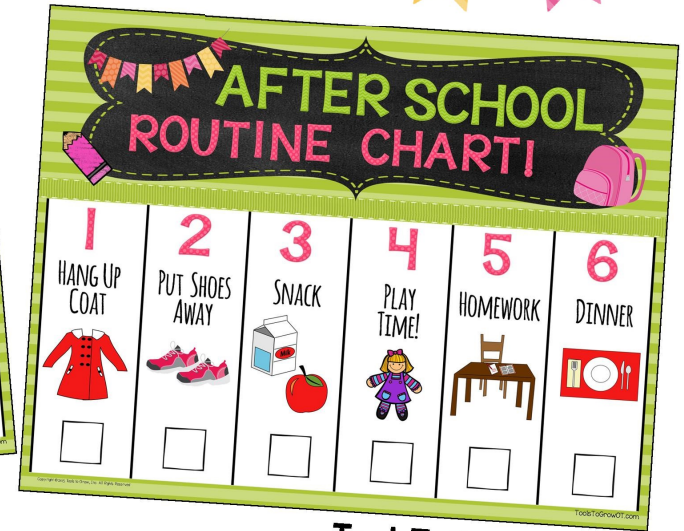
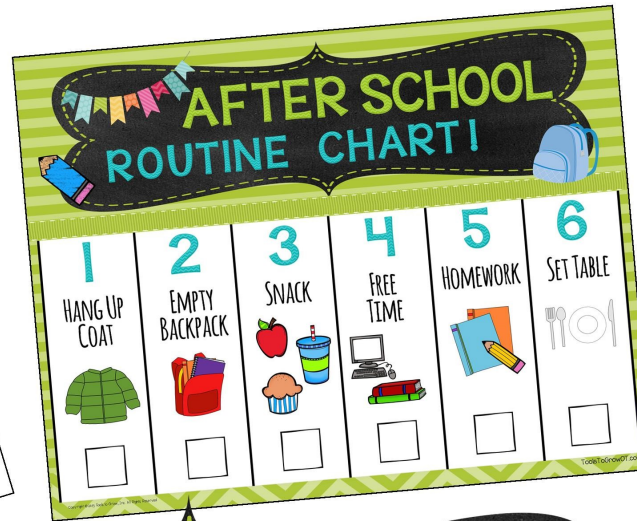
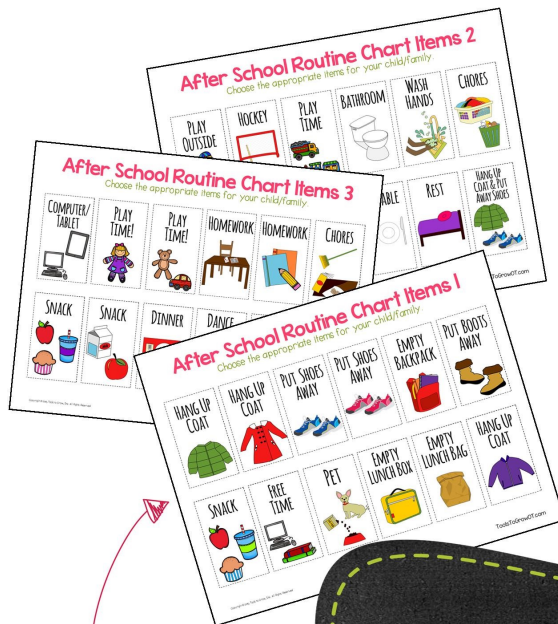
Krista Wallden: <http://www.teacherspayteachers.com/Store/Krista-Wallden>

Teaching Super Power: <https://www.teacherspayteachers.com/Store/Teaching-Super-Power>

ToolsToGrowOT.com



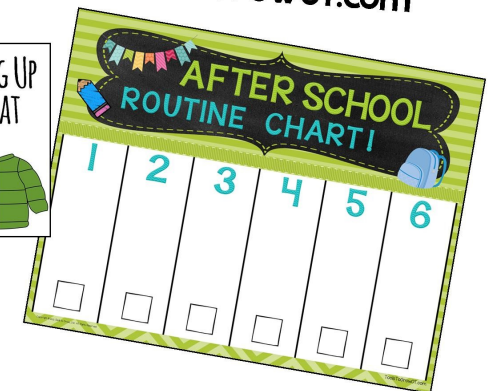
# After School Routine Chart



ToolsToGrowOT.com

35  
Item's to  
Choose  
From!

FREE  
ROUTINE CHART  
YOU PERSONALIZE!



# After School Routine Chart



## Print Instructions:

- ☒ Print Blank Routine Chart: You can select from two different versions:
  - with boxes to check off
  - without boxes to check off
- ☒ Print Chart Items: There are three pages of picture routines (35 different pictures)
  - Choose the appropriate routine pictures for your child/family.
  - Cut out each rectangular routine picture that you will be using.
  - A maximum of 6 routine pictures can fit onto the blank routine chart.

## Assembly Instructions: You can then assemble your routine chart in two different ways:

**Option 1:** This option does not allow for flexibility in re-arranging the sequence for completing the tasks.

- Arrange the routine pictures on the blank routine chart in the order you expect your child to complete the tasks.
- You may wish to laminate the entire chart (with the pictures attached).

**Option 2:** This option allows for more flexibility if the sequence of your child's routine changes.

- Laminate the blank routine chart.
- Laminate the desired routine chart pictures.
- Use Velcro or securely tape each chart picture onto the Blank Routine chart in the order you prefer.
- If you chose the routine chart with boxes to check off, your child should use a dry erase marker to place a check as each routine is completed.
- If using option 2, your child can remove the routine picture as the task is completed.



# AFTER SCHOOL ROUTINE CHART!



1

2

3

4

5

6

☐☐☐☐☐☐





# AFTER SCHOOL ROUTINE CHART!

1

2

3

4

5

6

# After School Routine Chart Items I

Choose the appropriate items for your child/family.

HANG UP  
COAT



HANG UP  
COAT



PUT SHOES  
AWAY



PUT SHOES  
AWAY




EMPTY  
BACKPACK



PUT BOOTS  
AWAY



SNACK



FREE  
TIME



PET



EMPTY  
LUNCH BOX



EMPTY  
LUNCH BAG



HANG UP  
COAT






# After School Routine Chart Items 2

Choose the appropriate items for your child/family.

PLAY  
OUTSIDE



HOCKEY




PLAY  
TIME



BATHROOM



WASH  
HANDS




CHORES



EMPTY  
LUNCH BOX  
& BACKPACK




SPORTS



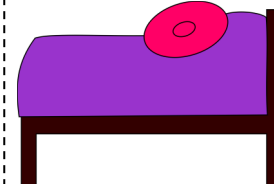
DINNER



SET TABLE



REST



HANG UP  
COAT & PUT  
AWAY SHOES



# After School Routine Chart Items 3

Choose the appropriate items for your child/family.

COMPUTER/  
TABLET




PLAY  
TIME!




PLAY  
TIME!



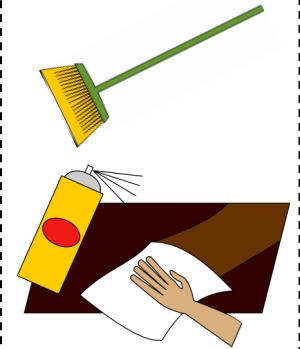
HOMEWORK




HOMEWORK




CHORES




SNACK



SNACK



DINNER



DANCE



DANCE

