




# Visual Discrimination



## SCHOOL SUPPLIES



## Different









1. Print out worksheets. Laminate or place in a protector sleeve to re-use.
2. Circle the school supply that is different in each row.

DIFFERENT

# Visual Discrimination SCHOOL SUPPLIES LEVEL 1

Circle the school supply that is different in each row



DIFFERENT

# Visual Discrimination SCHOOL SUPPLIES LEVEL 2

Circle the school supply that is different in each row

