




Goldfish

Matching

Using Tongs!

Fine Motor Fun!




Copyright © 2014 Tools to Grow, Inc. All rights reserved.


www.toolstogrowot.com




Goldfish



Matching Using Tongs!




- Print out worksheets on heavy paper, or laminate.
- Using Goldfish crackers, place the corresponding number of fish in each fish bowl.
- Can use colored gold fish to match colors in each fishbowl.
- Students can use their fingers (thumb and index) or use tweezers/tongs.



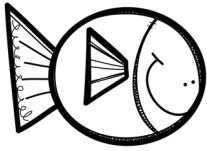
Copyright © 2014 Tools to Grow, Inc. All rights reserved.

Graphics by Krista Wallden


<http://www.teacherspayteachers.com/Store/Krista-Wallden>





www.toolstogrowot.com

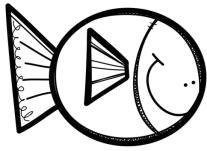


Goldfish Matching



Using Goldfish crackers place the corresponding color and number of fish in each fish bowl below.





Goldfish Matching

Using Goldfish crackers place the corresponding number of fish in each fish bowl below.

